



Learning at Home Choice Board

Literacy Tasks

Year 7&8



1. Book review

Read a book and write a book review. In your review include:

- A snapshot of what it is about.
- What you liked and disliked in the book?
- Give the book an overall rating out of 10 and explain why you gave it that rating
- Include an illustration linking to the book.

2. Create a comic strip

Retell your favourite story, or create your own story in a comic strip.

You can do this on a piece of paper. Be sure to include important characters, exciting events, conflicts and resolutions.

Draw all of the illustrations and colour them in.

3. Story starter- Finish the story

It was another stiflingly humid day in the rainforest. The rain was a welcome and refreshing break from it. Dylan could hear a rumble of distant thunder: a sure sign that this was just the beginning of the storm. Holding a large leaf over himself, he sat comfortably on the tree stump. Raindrops drummed on the flat surface of the leaf-like impatient fingertips, but Dylan didn't mind. He stared into the forest, wondering when his companions would return...

4. Create a Mini Magazine

Have you ever read the National Geographic Magazines?

Now it's your turn to make a mini-magazine of your own.

Choose your topics for your main articles and turn them into a Mini Magazine.

Make sure you include an eye-catching front cover and at least 3 articles.

5. Senses Poetry

Use the five senses, touch, smell, hearing, taste and seeing to write a poem. Remember to include descriptive language.

Baseball

I smell freshly mowed grass
I hear the fans cheering my name
I taste my after-game snack
I feel confident that I will play good
I see the ball coming to me
I know my team will win!

6. Keeping Our Stories Alive

Read [Keeping Our Stories Alive](#). You may also listen to the audio and follow along with the text.

Design your own traditional tatau.

Research symbols, designs or tattoos from a culture/country that is important to you.

Draw your original design.



Learning at Home Choice Board

Literacy Tasks

Year 7&8



Creative Writing

Use the [Story Starters](#) from Scholastic to generate a story starter.

Write the story based on the ideas that are generated for you.

Tourism in New Zealand

New Zealand is known as one of the best places for overseas visitors to see our beautiful country.

With our borders currently closed. Your task is to design a brochure or create a tv advert that will help bring visitors back into NZ when our borders reopen to help stimulate our economy again.

- What attractions do you think would appeal to visitors?
- How will you design your brochure?
- How would you write the script for your advert?

Instructional Writing

Auckland is now in Red Setting. You can choose either to create...

- A poster design that includes instructions that teaches people how to wear a mask correctly.

OR

- A poster design on how we need to practice basic hygiene such as hand washing or cough into our elbow.


Who kidnapped the teacher?

This teacher has been kidnapped. How and why? It's your story, write it! Refer to the worksheet in your pack for more information.



Closed Door!

What's behind the door? Why is it closed? Let your imagination run wild. Write a story incorporating the closed door. Complete the story on the piece of paper in the work book.



Endurance

Read [Endurance](#). You may also listen to the audio and follow along with the text.

Imagine you are interviewing Sir Ernest Shackleton. Write the transcript of this interview. It must include at least 5 questions from the interviewer (you) and the answers from Shackleton. Think about how you would begin and end an interview.



Learning at Home Choice Board

Maths Tasks

Year 7&8



Down the Plughole

Kiwi's take their water supply for granted, but during dry seasons there is not always enough to go round.

Collect accurate information on how long your family members spend under the shower each day and find a way of calculating how much water is being used per week and per year. What is the cost of this water to your family? Can you estimate the cost of heating it?

Measurement - Quantity - How much Food?

Start planning our Team 5 Xmas lunch. Your job is to start work on the shopping list! Work on feeding 155 students and 22 adults.

Decide what should be on the menu (think along the lines of a BBQ like last year).

E.g. If you're planning on having burgers, how many buns, tomatoes, lettuces, patties etc will you need?

List the items you need and how much of each item you need to buy.

Extension: Use a supermarket website to calculate an estimated cost!

Coin Toss

When you toss 2 coins at once, will they usually land with the same side up or different sides up?



Make and record your prediction. Then test your prediction.

Toss 2 coins at once, 50 times. Each time record which sides came up (HH, HT, TT).

Was your prediction correct? What conclusions can you draw from your results?

The Lake Crossing



Tui needs to row her pet ferret, pet rabbit and a bale of hay across to the island where she lives. The problem is that she can handle

only one thing at a time.

If she leaves the ferret with the rabbit, the ferret will kill the rabbit. If she leaves the rabbit with the hay, the rabbit will eat the hay. This will cause a problem on either side of the water.

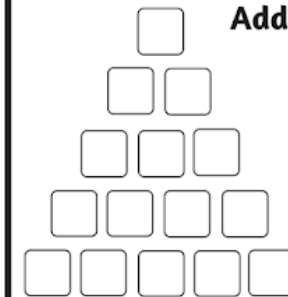
How can she successfully get the ferret, rabbit and hay across to her island without losing anything? Can you find the fewest number of trips? Record the moves taken.

Measuring - Volume Around the House

You will need a measuring jug which indicates millilitres. Find the following items in your house and record the volume in a table. Before you measure their volume make an estimate on how many millilitres in each item. Use the table to record estimates and results.

- A coffee Cup
- A glass
- A frying pan
- A recycled can
- An object that holds less than 100ml
- An object that holds more than 500ml
- A bowl
- A pot

Addition Pyramid



1. Write the numbers 1 - 5 in the bottom row.
2. Fill in the rest of the boxes by adding the two numbers below each box.

3. Now try putting 1 - 5 in a different order in the bottom row.

4. What order will give the highest value at the top? Why?



Learning at Home Choice Board

Maths Tasks

Year 7&8



1. Number Grid

Can you place numbers into a grid so that every row, column and diagonal combination equals the same number.

Each box must have a different number in it.

Hint: think about the relationships between the numbers you choose.

2. Collecting eggs

Dora is helping her grandma collect eggs. She gets three cartons of different sizes to hold the eggs. She puts half of the total plus a half egg into the biggest carton.

Then she puts half of the number of eggs that are left over plus a half egg into the middle-sized carton.



Lastly, she puts half of the amount of the remaining eggs plus a half egg into the smallest carton. Now she has sorted the eggs just right without breaking any of them. How many eggs has she collected altogether?

3. Problem Solving

Q1. I have a number in my mind. It is an odd number. It is between 40 and 60. The sum of its tens numeral and its ones numeral is 11. What is my number?

Q2. My grandad is 60 years old now. He has only had 15 birthdays in his life. What date is his birthday?

4. Black Hat/White Hat

Tom can see George is wearing a black hat and Ben is wearing a white hat. If Tom was wearing a black hat, George would have known he himself was wearing a white one because there can only be two black hats. Because George doesn't say anything, Tom knows his hat must be white. Explain how he knows this.



5. Something yummy!

Baking requires a range of skills, including measurement and following a series of instructions!

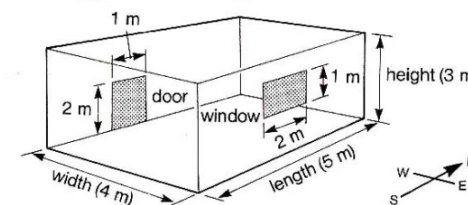
Choose something yummy that you can make from the ingredients you have at home. Take a picture of your baking/cooking.



If you had to make this again, but this time you were cooking for 3 times as many people, how much of each ingredient would you now need? Do you think your cooking time would be the same? Why/why not?

6. Measuring Activity

Measure and work out the surface area of all the bedrooms in your house. Extra for experts work out the surface area of your kitchen, laundry and lounge as well. When recording your answers please draw a floor plan of each room to scale using a ruler.





Ellerslie School
EST 1877

Learning at Home Choice Board

Creative/Inquiry

Year 7&8




Ellerslie School
EST 1877

1. Science Badge Activity

Complete an extra science badge activity from your homework. Make sure it is presented to a high standard.

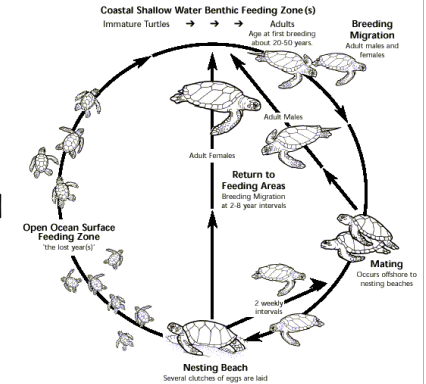
2. Perspective Drawing

Complete a perspective piece of artwork. Remember to make all come from one point on the page.




3. Explanation

Write an explanation of an animal life cycle. Include all stages of its lifecycle and pictures.




4. Lego Construction

Construct a maze out of lego. Take a photo of it if possible. See if you can make a bigger one than what Mrs Lockie made.



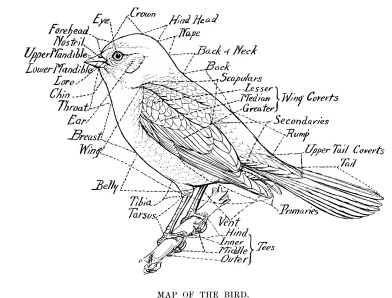
5. Paper and tinfoil boat

Make a paper and tinfoil boat. See if it will still float while holding a piece of fruit. Draw a labelled picture of your construction and tell us if it was successful. If it was unsuccessful what changes could you make to insure it floats. Take a photo of your boat if possible.



6. Draw and Design a bird

Draw and design a bird that can survive in a variety of habitats. Include clear labels and a paragraph description of the bird. Make sure you explain some of its features and why it has particular body parts.





Ellerslie School
EST 1877

Learning at Home Choice Board

Creative/Inquiry

Year 7&8



Ellerslie School
EST 1877

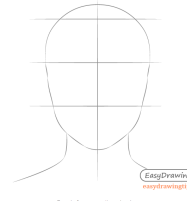
The New Zealand Election

The New Zealand Elections are only days away now. What if you were voted in as the new Prime Minister! What new laws would your students decide to pass into law?



Portraiture drawing

Choose someone in your bubble to sketch. Use the print out of the face shape if you want to! Don't try and make it too perfect, faces aren't perfect at all! Plus if you muck it up it becomes a caricature drawing, which are obscure portraits!



Spoon Puppet

It's fun to make this fox spoon puppet (or any other character) and you can have heaps of fun making up other characters. Make a set and put on a play.



Lego Design

Lego is one of the world's most iconic toys since 1934. Lego has created many designs over the years for all gender and ages... Adults included.



Your task is to create a new Lego design. Somethings to consider...

- What is your creation? Do you have a theme?
- Who is your target audience?
- What colour will you use?
- Size? (relate to measurement scale factor)

Create a Hybrid Animal

Create your own Hybrid animal and write a description of the animal using descriptive language features as well as facts.



Let us know the hybrids name, habitat, diet, physical characteristics and other important facts.

Make sure you include adjectives, similes, metaphors, a simple sentence, a complex sentence and a compound sentence in your description.

We are also looking for specific topic vocabulary. E.g. is it a Carnivore or herbivore. Draw a diagram of your hybrid including labels and colour.

Recreate A Scene

Do you have a favourite scene in a movie or book?



Your challenge is to recreate that scene your own way. You can either choose to 'act' or use Lego minifigures, Powtoons etc.

Come up with an interesting and fun way to capture a new audience.

